




MULTI-POINT VEHICLE INSPECTION

Name: _____ Year/Model: _____ Date: _____

Repair Order #: _____ VIN (last 8 digits): _____ Odometer: _____ Tag#: _____ License#: _____

Checked and OK		May Require Attention Soon		Requires Immediate Attention																						
WIPER BLADES  <div style="display: flex; justify-content: space-around;"> <div> <div style="background-color: #90EE90; width: 15px; height: 15px; margin-bottom: 2px;"></div> <div style="background-color: #90EE90; width: 15px; height: 15px; margin-bottom: 2px;"></div> <div style="background-color: #90EE90; width: 15px; height: 15px; margin-bottom: 2px;"></div> <div style="background-color: #90EE90; width: 15px; height: 15px; margin-bottom: 2px;"></div> <div style="background-color: #90EE90; width: 15px; height: 15px; margin-bottom: 2px;"></div> </div> <div style="display: flex; justify-content: space-around;"> <div> <div style="background-color: #90EE90; width: 15px; height: 15px; margin-bottom: 2px;"></div> <div style="background-color: #90EE90; width: 15px; height: 15px; margin-bottom: 2px;"></div> <div style="background-color: #90EE90; width: 15px; height: 15px; margin-bottom: 2px;"></div> <div style="background-color: #90EE90; width: 15px; height: 15px; margin-bottom: 2px;"></div> <div style="background-color: #90EE90; width: 15px; height: 15px; margin-bottom: 2px;"></div> </div> <div> <div style="background-color: #90EE90; width: 15px; height: 15px; margin-bottom: 2px;"></div> <div style="background-color: #90EE90; width: 15px; height: 15px; margin-bottom: 2px;"></div> <div style="background-color: #90EE90; width: 15px; height: 15px; margin-bottom: 2px;"></div> <div style="background-color: #90EE90; width: 15px; height: 15px; margin-bottom: 2px;"></div> <div style="background-color: #90EE90; width: 15px; height: 15px; margin-bottom: 2px;"></div> </div> <div> <div style="background-color: #90EE90; width: 15px; height: 15px; margin-bottom: 2px;"></div> <div style="background-color: #90EE90; width: 15px; height: 15px; margin-bottom: 2px;"></div> <div style="background-color: #90EE90; width: 15px; height: 15px; margin-bottom: 2px;"></div> <div style="background-color: #90EE90; width: 15px; height: 15px; margin-bottom: 2px;"></div> <div style="background-color: #90EE90; width: 15px; height: 15px; margin-bottom: 2px;"></div> </div> </div> <div style="display: flex; justify-content: space-around; margin-top: 5px;"> <div>Cracks</div> <div>Chips</div> </div> </div>			<div style="display: flex; justify-content: space-between;"> <div> <div style="background-color: #90EE90; width: 15px; height: 15px; margin-bottom: 2px;"></div> <div style="background-color: #90EE90; width: 15px; height: 15px; margin-bottom: 2px;"></div> <div style="background-color: #90EE90; width: 15px; height: 15px; margin-bottom: 2px;"></div> </div> <div> <div style="background-color: #90EE90; width: 15px; height: 15px; margin-bottom: 2px;"></div> <div style="background-color: #90EE90; width: 15px; height: 15px; margin-bottom: 2px;"></div> <div style="background-color: #90EE90; width: 15px; height: 15px; margin-bottom: 2px;"></div> </div> </div> <div style="display: flex; justify-content: space-between; margin-top: 5px;"> <div>OnStar active</div> <div>Enrolled in OVD</div> <div>Enrolled in DMV</div> </div>		<div style="display: flex; justify-content: space-between;"> <div> <div style="background-color: #90EE90; width: 15px; height: 15px; margin-bottom: 2px;"></div> <div style="background-color: #90EE90; width: 15px; height: 15px; margin-bottom: 2px;"></div> <div style="background-color: #90EE90; width: 15px; height: 15px; margin-bottom: 2px;"></div> </div> <div> <div style="background-color: #90EE90; width: 15px; height: 15px; margin-bottom: 2px;"></div> <div style="background-color: #90EE90; width: 15px; height: 15px; margin-bottom: 2px;"></div> <div style="background-color: #90EE90; width: 15px; height: 15px; margin-bottom: 2px;"></div> </div> </div> <div style="display: flex; justify-content: space-between; margin-top: 5px;"> <div>Service History Check</div> <div>Air Conditioning Performance</div> <div>Remaining engine oil life: _____ %</div> </div>		CHECK BATTERY  <div style="display: flex; justify-content: space-around;"> <div> <div style="background-color: #90EE90; width: 15px; height: 15px; margin-bottom: 2px;"></div> <div style="background-color: #90EE90; width: 15px; height: 15px; margin-bottom: 2px;"></div> <div style="background-color: #90EE90; width: 15px; height: 15px; margin-bottom: 2px;"></div> </div> <div> <div style="background-color: #90EE90; width: 15px; height: 15px; margin-bottom: 2px;"></div> <div style="background-color: #90EE90; width: 15px; height: 15px; margin-bottom: 2px;"></div> <div style="background-color: #90EE90; width: 15px; height: 15px; margin-bottom: 2px;"></div> </div> <div> <div style="background-color: #90EE90; width: 15px; height: 15px; margin-bottom: 2px;"></div> <div style="background-color: #90EE90; width: 15px; height: 15px; margin-bottom: 2px;"></div> <div style="background-color: #90EE90; width: 15px; height: 15px; margin-bottom: 2px;"></div> </div> </div> <div style="text-align: center; margin-top: 5px;">Battery with safety caps and terminals</div>																			
CHECK TIRES AND TREAD DEPTH																										
<div style="display: flex; justify-content: space-between;"> <div> <input type="checkbox"/> Rotation needed <input type="checkbox"/> Rotation performed </div> <div> <input type="checkbox"/> Alignment needed <input type="checkbox"/> Alignment performed </div> <div> <input type="checkbox"/> Balance needed <input type="checkbox"/> Balance performed </div> </div>		 (Check both sides) (Check both)		<div style="display: flex; justify-content: space-between;"> <div> <div style="background-color: #90EE90; width: 15px; height: 15px; margin-bottom: 2px;"></div> <div style="background-color: #90EE90; width: 15px; height: 15px; margin-bottom: 2px;"></div> <div style="background-color: #90EE90; width: 15px; height: 15px; margin-bottom: 2px;"></div> <div style="background-color: #90EE90; width: 15px; height: 15px; margin-bottom: 2px;"></div> <div style="background-color: #90EE90; width: 15px; height: 15px; margin-bottom: 2px;"></div> </div> <div> <div style="background-color: #90EE90; width: 15px; height: 15px; margin-bottom: 2px;"></div> <div style="background-color: #90EE90; width: 15px; height: 15px; margin-bottom: 2px;"></div> <div style="background-color: #90EE90; width: 15px; height: 15px; margin-bottom: 2px;"></div> <div style="background-color: #90EE90; width: 15px; height: 15px; margin-bottom: 2px;"></div> <div style="background-color: #90EE90; width: 15px; height: 15px; margin-bottom: 2px;"></div> </div> <div> <div style="background-color: #90EE90; width: 15px; height: 15px; margin-bottom: 2px;"></div> <div style="background-color: #90EE90; width: 15px; height: 15px; margin-bottom: 2px;"></div> <div style="background-color: #90EE90; width: 15px; height: 15px; margin-bottom: 2px;"></div> <div style="background-color: #90EE90; width: 15px; height: 15px; margin-bottom: 2px;"></div> <div style="background-color: #90EE90; width: 15px; height: 15px; margin-bottom: 2px;"></div> </div> </div> <div style="display: flex; justify-content: space-between; margin-top: 5px;"> <div>6/32 or Greater</div> <div>7/32</div> <div>6/32</div> <div>5/32</div> <div>4/32</div> <div>3/32 or Less</div> </div>																						
<div style="display: flex; justify-content: space-between;"> <div> <div style="background-color: #90EE90; width: 15px; height: 15px; margin-bottom: 2px;"></div> <div style="background-color: #90EE90; width: 15px; height: 15px; margin-bottom: 2px;"></div> <div style="background-color: #90EE90; width: 15px; height: 15px; margin-bottom: 2px;"></div> <div style="background-color: #90EE90; width: 15px; height: 15px; margin-bottom: 2px;"></div> <div style="background-color: #90EE90; width: 15px; height: 15px; margin-bottom: 2px;"></div> </div> <div> <div style="background-color: #90EE90; width: 15px; height: 15px; margin-bottom: 2px;"></div> <div style="background-color: #90EE90; width: 15px; height: 15px; margin-bottom: 2px;"></div> <div style="background-color: #90EE90; width: 15px; height: 15px; margin-bottom: 2px;"></div> <div style="background-color: #90EE90; width: 15px; height: 15px; margin-bottom: 2px;"></div> <div style="background-color: #90EE90; width: 15px; height: 15px; margin-bottom: 2px;"></div> </div> <div> <div style="background-color: #90EE90; width: 15px; height: 15px; margin-bottom: 2px;"></div> <div style="background-color: #90EE90; width: 15px; height: 15px; margin-bottom: 2px;"></div> <div style="background-color: #90EE90; width: 15px; height: 15px; margin-bottom: 2px;"></div> <div style="background-color: #90EE90; width: 15px; height: 15px; margin-bottom: 2px;"></div> <div style="background-color: #90EE90; width: 15px; height: 15px; margin-bottom: 2px;"></div> </div> </div> <div style="display: flex; justify-content: space-between; margin-top: 5px;"> <div>6/32 or Greater</div> <div>7/32</div> <div>6/32</div> <div>5/32</div> <div>4/32</div> <div>3/32 or Less</div> </div>		<div style="display: flex; justify-content: space-between;"> <div> <div style="background-color: #90EE90; width: 15px; height: 15px; margin-bottom: 2px;"></div> <div style="background-color: #90EE90; width: 15px; height: 15px; margin-bottom: 2px;"></div> <div style="background-color: #90EE90; width: 15px; height: 15px; margin-bottom: 2px;"></div> <div style="background-color: #90EE90; width: 15px; height: 15px; margin-bottom: 2px;"></div> <div style="background-color: #90EE90; width: 15px; height: 15px; margin-bottom: 2px;"></div> </div> <div> <div style="background-color: #90EE90; width: 15px; height: 15px; margin-bottom: 2px;"></div> <div style="background-color: #90EE90; width: 15px; height: 15px; margin-bottom: 2px;"></div> <div style="background-color: #90EE90; width: 15px; height: 15px; margin-bottom: 2px;"></div> <div style="background-color: #90EE90; width: 15px; height: 15px; margin-bottom: 2px;"></div> <div style="background-color: #90EE90; width: 15px; height: 15px; margin-bottom: 2px;"></div> </div> <div> <div style="background-color: #90EE90; width: 15px; height: 15px; margin-bottom: 2px;"></div> <div style="background-color: #90EE90; width: 15px; height: 15px; margin-bottom: 2px;"></div> <div style="background-color: #90EE90; width: 15px; height: 15px; margin-bottom: 2px;"></div> <div style="background-color: #90EE90; width: 15px; height: 15px; margin-bottom: 2px;"></div> <div style="background-color: #90EE90; width: 15px; height: 15px; margin-bottom: 2px;"></div> </div> </div> <div style="display: flex; justify-content: space-between; margin-top: 5px;"> <div>6/32 or Greater</div> <div>7/32</div> <div>6/32</div> <div>5/32</div> <div>4/32</div> <div>3/32 or Less</div> </div>		<div style="display: flex; justify-content: space-between;"> <div> <div style="background-color: #90EE90; width: 15px; height: 15px; margin-bottom: 2px;"></div> <div style="background-color: #90EE90; width: 15px; height: 15px; margin-bottom: 2px;"></div> <div style="background-color: #90EE90; width: 15px; height: 15px; margin-bottom: 2px;"></div> <div style="background-color: #90EE90; width: 15px; height: 15px; margin-bottom: 2px;"></div> <div style="background-color: #90EE90; width: 15px; height: 15px; margin-bottom: 2px;"></div> </div> <div> <div style="background-color: #90EE90; width: 15px; height: 15px; margin-bottom: 2px;"></div> <div style="background-color: #90EE90; width: 15px; height: 15px; margin-bottom: 2px;"></div> <div style="background-color: #90EE90; width: 15px; height: 15px; margin-bottom: 2px;"></div> <div style="background-color: #90EE90; width: 15px; height: 15px; margin-bottom: 2px;"></div> <div style="background-color: #90EE90; width: 15px; height: 15px; margin-bottom: 2px;"></div> </div> <div> <div style="background-color: #90EE90; width: 15px; height: 15px; margin-bottom: 2px;"></div> <div style="background-color: #90EE90; width: 15px; height: 15px; margin-bottom: 2px;"></div> <div style="background-color: #90EE90; width: 15px; height: 15px; margin-bottom: 2px;"></div> <div style="background-color: #90EE90; width: 15px; height: 15px; margin-bottom: 2px;"></div> <div style="background-color: #90EE90; width: 15px; height: 15px; margin-bottom: 2px;"></div> </div> </div> <div style="display: flex; justify-content: space-between; margin-top: 5px;"> <div>6/32 or Greater</div> <div>7/32</div> <div>6/32</div> <div>5/32</div> <div>4/32</div> <div>3/32 or Less</div> </div>																						
PSID: _____ set to: _____ PSI		PSID: _____ set to: _____ PSI		PSID: _____ set to: _____ PSI																						
CHANGE ENGINE OIL & FILTER N/A		CHECK BRAKE/MEASURE FRONT AND REAR LININGS																								
CHECK FLUID LEVELS <table border="1" style="width:100%; border-collapse: collapse;"> <thead> <tr> <th style="background-color: #90EE90;">OK</th> <th style="background-color: #90EE90;">FILLED</th> <th style="background-color: #FF0000;">REQUIRES ATTENTION</th> </tr> </thead> <tbody> <tr> <td><input type="checkbox"/></td> <td><input type="checkbox"/></td> <td><input type="checkbox"/></td> </tr> <tr> <td><input type="checkbox"/></td> <td><input type="checkbox"/></td> <td><input type="checkbox"/></td> </tr> <tr> <td><input type="checkbox"/></td> <td><input type="checkbox"/></td> <td><input type="checkbox"/></td> </tr> <tr> <td><input type="checkbox"/></td> <td><input type="checkbox"/></td> <td><input type="checkbox"/></td> </tr> <tr> <td><input type="checkbox"/></td> <td><input type="checkbox"/></td> <td><input type="checkbox"/></td> </tr> <tr> <td><input type="checkbox"/></td> <td><input type="checkbox"/></td> <td><input type="checkbox"/></td> </tr> </tbody> </table>		OK	FILLED	REQUIRES ATTENTION	<input type="checkbox"/>	<input type="checkbox"/>	<input type="checkbox"/>	<input type="checkbox"/>	<input type="checkbox"/>	<input type="checkbox"/>	<input type="checkbox"/>	<input type="checkbox"/>	<input type="checkbox"/>	<input type="checkbox"/>	<input type="checkbox"/>	<input type="checkbox"/>	<input type="checkbox"/>	<input type="checkbox"/>	<input type="checkbox"/>	<input type="checkbox"/>	<input type="checkbox"/>	<input type="checkbox"/>	<div style="display: flex; justify-content: space-around;"> <div> <div style="background-color: #90EE90; width: 15px; height: 15px; margin-bottom: 2px;"></div> <div style="background-color: #90EE90; width: 15px; height: 15px; margin-bottom: 2px;"></div> <div style="background-color: #90EE90; width: 15px; height: 15px; margin-bottom: 2px;"></div> <div style="background-color: #90EE90; width: 15px; height: 15px; margin-bottom: 2px;"></div> <div style="background-color: #90EE90; width: 15px; height: 15px; margin-bottom: 2px;"></div> </div> <div> <div style="background-color: #90EE90; width: 15px; height: 15px; margin-bottom: 2px;"></div> <div style="background-color: #90EE90; width: 15px; height: 15px; margin-bottom: 2px;"></div> <div style="background-color: #90EE90; width: 15px; height: 15px; margin-bottom: 2px;"></div> <div style="background-color: #90EE90; width: 15px; height: 15px; margin-bottom: 2px;"></div> <div style="background-color: #90EE90; width: 15px; height: 15px; margin-bottom: 2px;"></div> </div> <div> <div style="background-color: #90EE90; width: 15px; height: 15px; margin-bottom: 2px;"></div> <div style="background-color: #90EE90; width: 15px; height: 15px; margin-bottom: 2px;"></div> <div style="background-color: #90EE90; width: 15px; height: 15px; margin-bottom: 2px;"></div> <div style="background-color: #90EE90; width: 15px; height: 15px; margin-bottom: 2px;"></div> <div style="background-color: #90EE90; width: 15px; height: 15px; margin-bottom: 2px;"></div> </div> </div> <div style="display: flex; justify-content: space-around; margin-top: 5px;"> <div>Actual</div> <div>7 mm greater</div> <div>Actual</div> </div> <div style="display: flex; justify-content: space-around; margin-top: 5px;"> <div>LF</div> <div>RF</div> <div>LR</div> <div>RR</div> </div> <div style="text-align: center; margin-top: 5px;"> 6 mm 5 mm 4 mm 3 mm/less 2 mm/less 1 mm/less </div> <div style="display: flex; justify-content: space-between; margin-top: 5px;"> <div>Lowest Front Lining _____</div> <div>Lowest Rear Lining _____</div> </div>			
OK	FILLED	REQUIRES ATTENTION																								
<input type="checkbox"/>	<input type="checkbox"/>	<input type="checkbox"/>																								
<input type="checkbox"/>	<input type="checkbox"/>	<input type="checkbox"/>																								
<input type="checkbox"/>	<input type="checkbox"/>	<input type="checkbox"/>																								
<input type="checkbox"/>	<input type="checkbox"/>	<input type="checkbox"/>																								
<input type="checkbox"/>	<input type="checkbox"/>	<input type="checkbox"/>																								
<input type="checkbox"/>	<input type="checkbox"/>	<input type="checkbox"/>																								
ADDITIONAL CHECKS (log set to vehicle level and view on drive)		Additional Recommended Services																								
<div style="display: flex; justify-content: space-between;"> <div> <div style="background-color: #90EE90; width: 15px; height: 15px; margin-bottom: 2px;"></div> <div style="background-color: #90EE90; width: 15px; height: 15px; margin-bottom: 2px;"></div> <div style="background-color: #90EE90; width: 15px; height: 15px; margin-bottom: 2px;"></div> </div> <div> <div style="background-color: #90EE90; width: 15px; height: 15px; margin-bottom: 2px;"></div> <div style="background-color: #90EE90; width: 15px; height: 15px; margin-bottom: 2px;"></div> <div style="background-color: #90EE90; width: 15px; height: 15px; margin-bottom: 2px;"></div> </div> </div> <div style="display: flex; justify-content: space-between; margin-top: 5px;"> <div>Fuel system (also including gas cap-sealing)</div> <div>Engine, transmission, drive axle, transfer case</div> <div>Engine cooling system, leak/other</div> </div>		<div style="display: flex; justify-content: space-between;"> <div> <div style="background-color: #90EE90; width: 15px; height: 15px; margin-bottom: 2px;"></div> <div style="background-color: #90EE90; width: 15px; height: 15px; margin-bottom: 2px;"></div> <div style="background-color: #90EE90; width: 15px; height: 15px; margin-bottom: 2px;"></div> </div> <div> <div style="background-color: #90EE90; width: 15px; height: 15px; margin-bottom: 2px;"></div> <div style="background-color: #90EE90; width: 15px; height: 15px; margin-bottom: 2px;"></div> <div style="background-color: #90EE90; width: 15px; height: 15px; margin-bottom: 2px;"></div> </div> </div> <div style="display: flex; justify-content: space-between; margin-top: 5px;"> <div>Shocks and struts - also check operation</div> <div>Safety: engine, power steering and/or V-drive</div> <div>Hoses: engine, power steering and HVAC</div> </div>																								
<div style="display: flex; justify-content: space-between;"> <div> <div style="background-color: #90EE90; width: 15px; height: 15px; margin-bottom: 2px;"></div> <div style="background-color: #90EE90; width: 15px; height: 15px; margin-bottom: 2px;"></div> <div style="background-color: #90EE90; width: 15px; height: 15px; margin-bottom: 2px;"></div> </div> <div> <div style="background-color: #90EE90; width: 15px; height: 15px; margin-bottom: 2px;"></div> <div style="background-color: #90EE90; width: 15px; height: 15px; margin-bottom: 2px;"></div> <div style="background-color: #90EE90; width: 15px; height: 15px; margin-bottom: 2px;"></div> </div> </div> <div style="display: flex; justify-content: space-between; margin-top: 5px;"> <div>Engine air filter</div> <div>Passenger Compartment Air Filter</div> <div>Steering components and steering linkage</div> </div>		<div style="display: flex; justify-content: space-between;"> <div> <div style="background-color: #90EE90; width: 15px; height: 15px; margin-bottom: 2px;"></div> <div style="background-color: #90EE90; width: 15px; height: 15px; margin-bottom: 2px;"></div> <div style="background-color: #90EE90; width: 15px; height: 15px; margin-bottom: 2px;"></div> </div> <div> <div style="background-color: #90EE90; width: 15px; height: 15px; margin-bottom: 2px;"></div> <div style="background-color: #90EE90; width: 15px; height: 15px; margin-bottom: 2px;"></div> <div style="background-color: #90EE90; width: 15px; height: 15px; margin-bottom: 2px;"></div> </div> </div> <div style="display: flex; justify-content: space-between; margin-top: 5px;"> <div>CV drive axle boots or driveshafts and U-joints</div> <div>Exhaust system components</div> <div>Body components lubrication</div> </div>																								
<div style="display: flex; justify-content: space-between;"> <div> <div style="background-color: #90EE90; width: 15px; height: 15px; margin-bottom: 2px;"></div> <div style="background-color: #90EE90; width: 15px; height: 15px; margin-bottom: 2px;"></div> <div style="background-color: #90EE90; width: 15px; height: 15px; margin-bottom: 2px;"></div> </div> <div> <div style="background-color: #90EE90; width: 15px; height: 15px; margin-bottom: 2px;"></div> <div style="background-color: #90EE90; width: 15px; height: 15px; margin-bottom: 2px;"></div> <div style="background-color: #90EE90; width: 15px; height: 15px; margin-bottom: 2px;"></div> </div> </div> <div style="display: flex; justify-content: space-between; margin-top: 5px;"> <div>Engine air filter</div> <div>Passenger Compartment Air Filter</div> <div>Steering components and steering linkage</div> </div>		<div style="display: flex; justify-content: space-between;"> <div> <div style="background-color: #90EE90; width: 15px; height: 15px; margin-bottom: 2px;"></div> <div style="background-color: #90EE90; width: 15px; height: 15px; margin-bottom: 2px;"></div> <div style="background-color: #90EE90; width: 15px; height: 15px; margin-bottom: 2px;"></div> </div> <div> <div style="background-color: #90EE90; width: 15px; height: 15px; margin-bottom: 2px;"></div> <div style="background-color: #90EE90; width: 15px; height: 15px; margin-bottom: 2px;"></div> <div style="background-color: #90EE90; width: 15px; height: 15px; margin-bottom: 2px;"></div> </div> </div> <div style="display: flex; justify-content: space-between; margin-top: 5px;"> <div>CV drive axle boots or driveshafts and U-joints</div> <div>Exhaust system components</div> <div>Body components lubrication</div> </div>																								
<div style="display: flex; justify-content: space-between;"> <div> <div style="background-color: #90EE90; width: 15px; height: 15px; margin-bottom: 2px;"></div> <div style="background-color: #90EE90; width: 15px; height: 15px; margin-bottom: 2px;"></div> <div style="background-color: #90EE90; width: 15px; height: 15px; margin-bottom: 2px;"></div> </div> <div> <div style="background-color: #90EE90; width: 15px; height: 15px; margin-bottom: 2px;"></div> <div style="background-color: #90EE90; width: 15px; height: 15px; margin-bottom: 2px;"></div> <div style="background-color: #90EE90; width: 15px; height: 15px; margin-bottom: 2px;"></div> </div> </div> <div style="display: flex; justify-content: space-between; margin-top: 5px;"> <div>Engine air filter</div> <div>Passenger Compartment Air Filter</div> <div>Steering components and steering linkage</div> </div>		<div style="display: flex; justify-content: space-between;"> <div> <div style="background-color: #90EE90; width: 15px; height: 15px; margin-bottom: 2px;"></div> <div style="background-color: #90EE90; width: 15px; height: 15px; margin-bottom: 2px;"></div> <div style="background-color: #90EE90; width: 15px; height: 15px; margin-bottom: 2px;"></div> </div> <div> <div style="background-color: #90EE90; width: 15px; height: 15px; margin-bottom: 2px;"></div> <div style="background-color: #90EE90; width: 15px; height: 15px; margin-bottom: 2px;"></div> <div style="background-color: #90EE90; width: 15px; height: 15px; margin-bottom: 2px;"></div> </div> </div> <div style="display: flex; justify-content: space-between; margin-top: 5px;"> <div>CV drive axle boots or driveshafts and U-joints</div> <div>Exhaust system components</div> <div>Body components lubrication</div> </div>																								
<div style="display: flex; justify-content: space-between;"> <div> <div style="background-color: #90EE90; width: 15px; height: 15px; margin-bottom: 2px;"></div> <div style="background-color: #90EE90; width: 15px; height: 15px; margin-bottom: 2px;"></div> <div style="background-color: #90EE90; width: 15px; height: 15px; margin-bottom: 2px;"></div> </div> <div> <div style="background-color: #90EE90; width: 15px; height: 15px; margin-bottom: 2px;"></div> <div style="background-color: #90EE90; width: 15px; height: 15px; margin-bottom: 2px;"></div> <div style="background-color: #90EE90; width: 15px; height: 15px; margin-bottom: 2px;"></div> </div> </div> <div style="display: flex; justify-content: space-between; margin-top: 5px;"> <div>Engine air filter</div> <div>Passenger Compartment Air Filter</div> <div>Steering components and steering linkage</div> </div>		<div style="display: flex; justify-content: space-between;"> <div> <div style="background-color: #90EE90; width: 15px; height: 15px; margin-bottom: 2px;"></div> <div style="background-color: #90EE90; width: 15px; height: 15px; margin-bottom: 2px;"></div> <div style="background-color: #90EE90; width: 15px; height: 15px; margin-bottom: 2px;"></div> </div> <div> <div style="background-color: #90EE90; width: 15px; height: 15px; margin-bottom: 2px;"></div> <div style="background-color: #90EE90; width: 15px; height: 15px; margin-bottom: 2px;"></div> <div style="background-color: #90EE90; width: 15px; height: 15px; margin-bottom: 2px;"></div> </div> </div> <div style="display: flex; justify-content: space-between; margin-top: 5px;"> <div>CV drive axle boots or driveshafts and U-joints</div> <div>Exhaust system components</div> <div>Body components lubrication</div> </div>																								
<div style="display: flex; justify-content: space-between;"> <div> <div style="background-color: #90EE90; width: 15px; height: 15px; margin-bottom: 2px;"></div> <div style="background-color: #90EE90; width: 15px; height: 15px; margin-bottom: 2px;"></div> <div style="background-color: #90EE90; width: 15px; height: 15px; margin-bottom: 2px;"></div> </div> <div> <div style="background-color: #90EE90; width: 15px; height: 15px; margin-bottom: 2px;"></div> <div style="background-color: #90EE90; width: 15px; height: 15px; margin-bottom: 2px;"></div> <div style="background-color: #90EE90; width: 15px; height: 15px; margin-bottom: 2px;"></div> </div> </div> <div style="display: flex; justify-content: space-between; margin-top: 5px;"> <div>Engine air filter</div> <div>Passenger Compartment Air Filter</div> <div>Steering components and steering linkage</div> </div>		<div style="display: flex; justify-content: space-between;"> <div> <div style="background-color: #90EE90; width: 15px; height: 15px; margin-bottom: 2px;"></div> <div style="background-color: #90EE90; width: 15px; height: 15px; margin-bottom: 2px;"></div> <div style="background-color: #90EE90; width: 15px; height: 15px; margin-bottom: 2px;"></div> </div> <div> <div style="background-color: #90EE90; width: 15px; height: 15px; margin-bottom: 2px;"></div> <div style="background-color: #90EE90; width: 15px; height: 15px; margin-bottom: 2px;"></div> <div style="background-color: #90EE90; width: 15px; height: 15px; margin-bottom: 2px;"></div> </div> </div> <div style="display: flex; justify-content: space-between; margin-top: 5px;"> <div>CV drive axle boots or driveshafts and U-joints</div> <div>Exhaust system components</div> <div>Body components lubrication</div> </div>																								
<div style="display: flex; justify-content: space-between;"> <div> <div style="background-color: #90EE90; width: 15px; height: 15px; margin-bottom: 2px;"></div> <div style="background-color: #90EE90; width: 15px; height: 15px; margin-bottom: 2px;"></div> <div style="background-color: #90EE90; width: 15px; height: 15px; margin-bottom: 2px;"></div> </div> <div> <div style="background-color: #90EE90; width: 15px; height: 15px; margin-bottom: 2px;"></div> <div style="background-color: #90EE90; width: 15px; height: 15px; margin-bottom: 2px;"></div> <div style="background-color: #90EE90; width: 15px; height: 15px; margin-bottom: 2px;"></div> </div> </div> <div style="display: flex; justify-content: space-between; margin-top: 5px;"> <div>Engine air filter</div> <div>Passenger Compartment Air Filter</div> <div>Steering components and steering linkage</div> </div>		<div style="display: flex; justify-content: space-between;"> <div> <div style="background-color: #90EE90; width: 15px; height: 15px; margin-bottom: 2px;"></div> <div style="background-color: #90EE90; width: 15px; height: 15px; margin-bottom: 2px;"></div> <div style="background-color: #90EE90; width: 15px; height: 15px; margin-bottom: 2px;"></div> </div> <div> <div style="background-color: #90EE90; width: 15px; height: 15px; margin-bottom: 2px;"></div> <div style="background-color: #90EE90; width: 15px; height: 15px; margin-bottom: 2px;"></div> <div style="background-color: #90EE90; width: 15px; height: 15px; margin-bottom: 2px;"></div> </div> </div> <div style="display: flex; justify-content: space-between; margin-top: 5px;"> <div>CV drive axle boots or driveshafts and U-joints</div> <div>Exhaust system components</div> <div>Body components lubrication</div> </div>																								
<div style="display: flex; justify-content: space-between;"> <div> <div style="background-color: #90EE90; width: 15px; height: 15px; margin-bottom: 2px;"></div> <div style="background-color: #90EE90; width: 15px; height: 15px; margin-bottom: 2px;"></div> <div style="background-color: #90EE90; width: 15px; height: 15px; margin-bottom: 2px;"></div> </div> <div> <div style="background-color: #90EE90; width: 15px; height: 15px; margin-bottom: 2px;"></div> <div style="background-color: #90EE90; width: 15px; height: 15px; margin-bottom: 2px;"></div> <div style="background-color: #90EE90; width: 15px; height: 15px; margin-bottom: 2px;"></div> </div> </div> <div style="display: flex; justify-content: space-between; margin-top: 5px;"> <div>Engine air filter</div> <div>Passenger Compartment Air Filter</div> <div>Steering components and steering linkage</div> </div>		<div style="display: flex; justify-content: space-between;"> <div> <div style="background-color: #90EE90; width: 15px; height: 15px; margin-bottom: 2px;"></div> <div style="background-color: #90EE90; width: 15px; height: 15px; margin-bottom: 2px;"></div> <div style="background-color: #90EE90; width: 15px; height: 15px; margin-bottom: 2px;"></div> </div> <div> <div style="background-color: #90EE90; width: 15px; height: 15px; margin-bottom: 2px;"></div> <div style="background-color: #90EE90; width: 15px; height: 15px; margin-bottom: 2px;"></div> <div style="background-color: #90EE90; width: 15px; height: 15px; margin-bottom: 2px;"></div> </div> </div> <div style="display: flex; justify-content: space-between; margin-top: 5px;"> <div>CV drive axle boots or driveshafts and U-joints</div> <div>Exhaust system components</div> <div>Body components lubrication</div> </div>																								
<div style="display: flex; justify-content: space-between;"> <div> <div style="background-color: #90EE90; width: 15px; height: 15px; margin-bottom: 2px;"></div> <div style="background-color: #90EE90; width: 15px; height: 15px; margin-bottom: 2px;"></div> <div style="background-color: #90EE90; width: 15px; height: 15px; margin-bottom: 2px;"></div> </div> <div> <div style="background-color: #90EE90; width: 15px; height: 15px; margin-bottom: 2px;"></div> <div style="background-color: #90EE90; width: 15px; height: 15px; margin-bottom: 2px;"></div> <div style="background-color: #90EE90; width: 15px; height: 15px; margin-bottom: 2px;"></div> </div> </div> <div style="display: flex; justify-content: space-between; margin-top: 5px;"> <div>Engine air filter</div> <div>Passenger Compartment Air Filter</div> <div>Steering components and steering linkage</div> </div>		<div style="display: flex; justify-content: space-between;"> <div> <div style="background-color: #90EE90; width: 15px; height: 15px; margin-bottom: 2px;"></div> <div style="background-color: #90EE90; width: 15px; height: 15px; margin-bottom: 2px;"></div> </div></div>																								

Sample Vehicle Inspection Form

Jay S. Creswell, Jr.

A red circular graphic with a gradient, appearing as a partial circle or a thick arc, located to the right of the author's name.

Sample Vehicle Inspection Form:

Motor Vehicle Inspections and Preventive Maintenance Services ,1945 **The Motor Vehicle Inspection Experiment**
California. Department of the California Highway Patrol,1974 **Fundamentals of Automotive Maintenance and Light Repair** Kirk VanGelder,2019-01-21 Designed to prepare new technicians for ASE G1 Certification Fundamentals of Automotive Maintenance and Light Repair Second Edition covers the foundational theory and skills necessary to prepare entry level technicians to maintain and repair today s light duty vehicles **Fundamentals of Automotive Technology** Kirk VanGelder,Kirk T. VanGelder,2022-02-23 Fundamentals of Automotive Technology Principles and Practice Third Edition is a comprehensive resource that provides students with the necessary knowledge and skills to successfully master these tasks **National Accident Sampling System. Selection of Primary Sampling Units** Charles Jesse Kahane,1976

Truck Accident Litigation Laura Ruhl Genson,Anita Kerezman,2006 Written by industry professionals engineers reconstructionists and litigators experienced in the trucking field this comprehensive guidebook provides a strong knowledge base of the trucking industry and serves as a how to for handling a commercial motor vehicle case from intake to trial The book covers the lawyer s role in a truck accident investigation data collection site vehicle and electronic evidence spoliation of evidence driving situations weather conditions hazardous materials human factors on board electronics tires wheels and brakes technology what exists how to use it and admissibility in court the plaintiff and defense perspectives changes from the engineering perspective with respect to engine configuration speed and more and the trial Practical Fire and Arson Investigation, Second Edition David R. Redsicker,John J. O'Connor,1996-10-10 Did you know that arson has been described as the fastest growing crime in America that arson is the most expensive crime committed that over 8 billion dollars was estimated lost due to fires in 1994 that an estimated 86 000 structure fires of incendiary or suspicious origin were reported in 1994 David Redsicker provides these statistics and much more including practical methods information and advice for investigating these types of crimes in Practical Fire and Arson Investigation Second Edition Extensively rewritten second edition of this practical manual More than 40% new material Practical Fire and Arson Investigation Second Edition is a significantly revised updated and expanded new edition of this best selling book in the Practical Aspects of Criminal and Forensic Investigations series edited by Vernon Geberth As in the first edition specific details on the basic principles are presented and advanced applied techniques for conducting a thorough fire and arson investigation are detailed New topics covered in the Second Edition include Extensively rewritten chapters on determining origin and cause eliminating accidental fire causes investigating fatal fires and vehicular fires and documenting the fire crime scene Fire scene photography using painting with light Importance of evidence preservation and analysis in civil litigation of liability and product defects

Official Motor Vehicle Inspection Handbook Iowa. Motor Vehicle Division,1981 **Report on Activities Under the National Traffic & Motor Vehicle Safety Act** ,1970 **Report on Activities Under the National Traffic and Motor**

Vehicle Safety Act United States. National Highway Traffic Safety Administration,1971 **Practical Fire and Arson Investigation** David R. Redsicker,John J. O'Connor,1996-10-10 This bestselling second edition introduces new case studies to illustrate concepts explained in the text and includes information about eliminating accidental causes of fires and investigating fatal fires Additional information on studies in bloodstain evidence found at fire scenes is presented as well The book also addresses the National Fire Protection Association Standards 921 regarding proper fire investigation procedures and NFPA Standards 1033 Fire Investigator Qualifications The NFPA Standards are the recognized standards in the industry and are essential information for all fire investigators from rookies to veterans *Safety; a Report on Activities Under the National Traffic and Motor Vehicle Safety Act* United States. National Highway Traffic Safety Administration, **Report on Activities Under the National Traffic and Motor Vehicle Safety Act of 1966** ,1971 **Air Police Law Enforcement Operations** United States. Department of the Air Force,1962 **Defense Transportation Regulation, Part 2, Cargo Movement, April 1996** ,1996 *Air Passenger Specialist (AFSC 60550)* Michael D. Rauth,1985 *Technical Assistance and Safety Programs* United States. Urban Mass Transportation Administration. Office of Technical Assistance and Safety,1995 **AN EVALUATION OF THE MICHIGAN TRIAL SUBSTITUTE MOTOR VEHICLE INSPECTION PROGRAM** Jay S. Creswell, Jr.,1974 Technical report Rodney W. Harris,1979 *Highway Safety Literature* ,1980

Delve into the emotional tapestry woven by in Dive into the Emotion of **Sample Vehicle Inspection Form** . This ebook, available for download in a PDF format (Download in PDF: *), is more than just words on a page; itis a journey of connection and profound emotion. Immerse yourself in narratives that tug at your heartstrings. Download now to experience the pulse of each page and let your emotions run wild.

https://crm.avenza.com/book/publication/Download_PDFS/Power%20Company%20Exam%20Study%20Guide.pdf

Table of Contents Sample Vehicle Inspection Form

1. Understanding the eBook Sample Vehicle Inspection Form
 - The Rise of Digital Reading Sample Vehicle Inspection Form
 - Advantages of eBooks Over Traditional Books
2. Identifying Sample Vehicle Inspection Form
 - Exploring Different Genres
 - Considering Fiction vs. Non-Fiction
 - Determining Your Reading Goals
3. Choosing the Right eBook Platform
 - Popular eBook Platforms
 - Features to Look for in an Sample Vehicle Inspection Form
 - User-Friendly Interface
4. Exploring eBook Recommendations from Sample Vehicle Inspection Form
 - Personalized Recommendations
 - Sample Vehicle Inspection Form User Reviews and Ratings
 - Sample Vehicle Inspection Form and Bestseller Lists
5. Accessing Sample Vehicle Inspection Form Free and Paid eBooks
 - Sample Vehicle Inspection Form Public Domain eBooks
 - Sample Vehicle Inspection Form eBook Subscription Services
 - Sample Vehicle Inspection Form Budget-Friendly Options

6. Navigating Sample Vehicle Inspection Form eBook Formats
 - ePub, PDF, MOBI, and More
 - Sample Vehicle Inspection Form Compatibility with Devices
 - Sample Vehicle Inspection Form Enhanced eBook Features
7. Enhancing Your Reading Experience
 - Adjustable Fonts and Text Sizes of Sample Vehicle Inspection Form
 - Highlighting and Note-Taking Sample Vehicle Inspection Form
 - Interactive Elements Sample Vehicle Inspection Form
8. Staying Engaged with Sample Vehicle Inspection Form
 - Joining Online Reading Communities
 - Participating in Virtual Book Clubs
 - Following Authors and Publishers Sample Vehicle Inspection Form
9. Balancing eBooks and Physical Books Sample Vehicle Inspection Form
 - Benefits of a Digital Library
 - Creating a Diverse Reading Collection Sample Vehicle Inspection Form
10. Overcoming Reading Challenges
 - Dealing with Digital Eye Strain
 - Minimizing Distractions
 - Managing Screen Time
11. Cultivating a Reading Routine Sample Vehicle Inspection Form
 - Setting Reading Goals Sample Vehicle Inspection Form
 - Carving Out Dedicated Reading Time
12. Sourcing Reliable Information of Sample Vehicle Inspection Form
 - Fact-Checking eBook Content of Sample Vehicle Inspection Form
 - Distinguishing Credible Sources
13. Promoting Lifelong Learning
 - Utilizing eBooks for Skill Development
 - Exploring Educational eBooks
14. Embracing eBook Trends
 - Integration of Multimedia Elements

- Interactive and Gamified eBooks

Sample Vehicle Inspection Form Introduction

Free PDF Books and Manuals for Download: Unlocking Knowledge at Your Fingertips In today's fast-paced digital age, obtaining valuable knowledge has become easier than ever. Thanks to the internet, a vast array of books and manuals are now available for free download in PDF format. Whether you are a student, professional, or simply an avid reader, this treasure trove of downloadable resources offers a wealth of information, conveniently accessible anytime, anywhere. The advent of online libraries and platforms dedicated to sharing knowledge has revolutionized the way we consume information. No longer confined to physical libraries or bookstores, readers can now access an extensive collection of digital books and manuals with just a few clicks. These resources, available in PDF, Microsoft Word, and PowerPoint formats, cater to a wide range of interests, including literature, technology, science, history, and much more. One notable platform where you can explore and download free Sample Vehicle Inspection Form PDF books and manuals is the internet's largest free library. Hosted online, this catalog compiles a vast assortment of documents, making it a veritable goldmine of knowledge. With its easy-to-use website interface and customizable PDF generator, this platform offers a user-friendly experience, allowing individuals to effortlessly navigate and access the information they seek. The availability of free PDF books and manuals on this platform demonstrates its commitment to democratizing education and empowering individuals with the tools needed to succeed in their chosen fields. It allows anyone, regardless of their background or financial limitations, to expand their horizons and gain insights from experts in various disciplines. One of the most significant advantages of downloading PDF books and manuals lies in their portability. Unlike physical copies, digital books can be stored and carried on a single device, such as a tablet or smartphone, saving valuable space and weight. This convenience makes it possible for readers to have their entire library at their fingertips, whether they are commuting, traveling, or simply enjoying a lazy afternoon at home. Additionally, digital files are easily searchable, enabling readers to locate specific information within seconds. With a few keystrokes, users can search for keywords, topics, or phrases, making research and finding relevant information a breeze. This efficiency saves time and effort, streamlining the learning process and allowing individuals to focus on extracting the information they need. Furthermore, the availability of free PDF books and manuals fosters a culture of continuous learning. By removing financial barriers, more people can access educational resources and pursue lifelong learning, contributing to personal growth and professional development. This democratization of knowledge promotes intellectual curiosity and empowers individuals to become lifelong learners, promoting progress and innovation in various fields. It is worth noting that while accessing free Sample Vehicle Inspection Form PDF books and manuals is convenient and cost-effective, it is vital to respect copyright laws and intellectual property rights. Platforms offering free downloads often operate within legal

boundaries, ensuring that the materials they provide are either in the public domain or authorized for distribution. By adhering to copyright laws, users can enjoy the benefits of free access to knowledge while supporting the authors and publishers who make these resources available. In conclusion, the availability of Sample Vehicle Inspection Form free PDF books and manuals for download has revolutionized the way we access and consume knowledge. With just a few clicks, individuals can explore a vast collection of resources across different disciplines, all free of charge. This accessibility empowers individuals to become lifelong learners, contributing to personal growth, professional development, and the advancement of society as a whole. So why not unlock a world of knowledge today? Start exploring the vast sea of free PDF books and manuals waiting to be discovered right at your fingertips.

FAQs About Sample Vehicle Inspection Form Books

How do I know which eBook platform is the best for me? Finding the best eBook platform depends on your reading preferences and device compatibility. Research different platforms, read user reviews, and explore their features before making a choice. Are free eBooks of good quality? Yes, many reputable platforms offer high-quality free eBooks, including classics and public domain works. However, make sure to verify the source to ensure the eBook credibility. Can I read eBooks without an eReader? Absolutely! Most eBook platforms offer web-based readers or mobile apps that allow you to read eBooks on your computer, tablet, or smartphone. How do I avoid digital eye strain while reading eBooks? To prevent digital eye strain, take regular breaks, adjust the font size and background color, and ensure proper lighting while reading eBooks. What the advantage of interactive eBooks? Interactive eBooks incorporate multimedia elements, quizzes, and activities, enhancing the reader engagement and providing a more immersive learning experience. Sample Vehicle Inspection Form is one of the best book in our library for free trial. We provide copy of Sample Vehicle Inspection Form in digital format, so the resources that you find are reliable. There are also many Ebooks of related with Sample Vehicle Inspection Form. Where to download Sample Vehicle Inspection Form online for free? Are you looking for Sample Vehicle Inspection Form PDF? This is definitely going to save you time and cash in something you should think about.

Find Sample Vehicle Inspection Form :

~~power company exam study guide~~

practice 7 4 similarity in right triangles answer key

ppe practice exam guide

[practice 11 1 tangent lines](#)

[power door lock diagram for a 92 maxima](#)

power engineering book store

[power in stone cities as symbols of empire](#)

[ppdb sman 2 pare kediri](#)

practical guide to ecg interpretation

power trim yamaha 150

power generator maintenance checklist

~~[power system relaying third edition solution manual](#)~~

[powerpoint quick guide](#)

~~[power seat wiring diagram](#)~~

practical careers in computers technology manual

Sample Vehicle Inspection Form :

daily bus inspection checklist safetyculture - Apr 10 2023

web bus pre trip inspection checklist free lumiform a pre trip inspection checklist for a bus can be carried out more easily and efficiently with a digital checklist try it out today with

[daily bus inspection checklist pdf template datascope](#) - Aug 14 2023

web datascope templates pdf template use this form for doing the daily bus inspection `iframe src googletagmanager com ns html id gtm wlkjp9 height 0`

[bus checklist safetyculture](#) - Oct 04 2022

web a school bus or van inspection checklist is a comprehensive checklist that includes the items related to the vehicle s condition it provides a simple quick and effective way to

school bus pre trip inspection check list - Apr 29 2022

web in order to help drivers adjust their driving behaviour according to different situations the iru has developed this checklist of smart smooth and safe eco driving techniques

school bus pre trip inspection checklist fill out sign online - Nov 24 2021

web need an online daily bus checklist form template easily create a secure form with our customizable ready to use template try it out now

daily bus arrival checklist xenia templates - Jan 07 2023

web download the free template school bus inspection checklist make enough copies to suit your fleet and the number of days this batch of reports will cover dispense the template

school bus inspection checklist app template jotform - Dec 26 2021

web edit school bus pre trip inspection checklist pdf quickly add and highlight text insert pictures checkmarks and icons drop new fillable areas and rearrange or remove pages

school bus pre trip inspection checklist form template jotform - Feb 25 2022

web one of the great things about checklists like bus to do list template is that they are easy to create or click on the download bus to do checklist in pdf button on this page to get

good bus checklist template in pdf excel or word get it - Jan 27 2022

web school bus inspection checklist app make sure your school bus is safe and ready to ride with a free school bus inspection checklist app this app already includes pre trip

mandatory bus inspection checklist for bus drivers and athletic - Aug 02 2022

web what is a school bus inspection checklist a school bus inspection checklist is a tool used to assess the condition and safety of school buses the checklist includes items

school bus or van daily inspection checklist fulcrum - Sep 03 2022

web 1 dash gauges lights warning buzzers 2 horns steering wheel 3 windshield wipers washers 4 heater defroster fan 5 dome light step well light 6 driver s

school bus pre trip inspection checklist driveroo inspector - Sep 22 2021

bus pre trip inspection checklist free lumiform - Mar 09 2023

web check for any warning notices from air oil and temperature gauges test all emergency exits to ensure they are working accessible and visible the templates available in the

bus driver walk around check sheet health and safety authority - May 31 2022

web repairs were made before allowing pupils to board the bus driver name please print driver s signature date x x school bus pre trip inspection checklist page 2 continued record

bus safety checklist pdf excel word fmx - Feb 08 2023

web use this template what is a daily bus arrival checklist a daily bus arrival checklist is a tool used by school transportation staff or bus drivers to ensure a safe and efficient

school bus inspection checklist xenia templates - Jul 01 2022

web bus driver walk around check sheet this is a sample driver walk around bus psv checklist it is recommended that

operators prepare their own driver walk around

regular bus inspections with a bus inspection checklist template - Jul 13 2023

web a bus inspection checklist template is a useful tool for bus operators and owners it helps ensure that all safety and maintenance needs are met before each trip the template

school bus pre trip inspection checklists pdf - May 11 2023

web daily bus inspection checklist please take any photos and include it with this form if there are any issues the templates available in our public library have been created by our

school bus pre trip inspection checklist safetyculture - Nov 05 2022

web view and download bus checklist for free browse the public library of over 100 000 free editable checklists for all industries

bus inspection form template jotform - Jun 12 2023

web use our free bus inspection form to track maintenance safety and driver information perfect for school districts school buses and other transportation companies as well as

school bus inspection checklist free and easy to use 1st - Dec 06 2022

web a school bus pre trip inspection checklist is used to thoroughly inspect school buses before its services it helps bus drivers or bus fleet supervisors to catch mechanical

free daily bus checklist form template 123formbuilder - Oct 24 2021

web complete school bus pre trip inspections in minutes using a fast visual input and a refreshingly simple user interface a custom fit use the predefined inspection settings or

bus coach smart move driver checklists - Mar 29 2022

web a school bus pre trip inspection checklist is used by school bus drivers to ensure their school bus is fit to transport children make your school s bus rides safe and comfortable

sciences de la vie et de la terre svt 2ème bac sciences - Apr 29 2022

web la licence sciences de la terre offre deux mineures une mineure sciences de la terre permettant aux étudiantes et étudiants bi disciplinaires de se former spécifiquement aux

classe preparatoire scientifique bcpst - Feb 25 2022

web le programme d enseignement de spécialité de sciences de la vie et de la terre de la classe de première de la voie générale arrêté du 17 1 2019 j o du 20 1 2019 et b o

programme de sciences de la vie et de la terre en terminale - Jan 27 2022

web les objectifs de l enseignement des sciences de la vie et de la terre au lycée l enseignement des sciences de la vie et de

la terre svt au lycée vise à dispenser

programme de sciences de la vie et de la terre de seconde - Jun 12 2023

web la science construit à partir de méthodes de recherche et d'analyse rigoureuses fondées sur l'observation de la terre et du monde vivant une explication cohérente de leur état

sciences de la vie et de la terre svt 2ème bac sciences - Mar 29 2022

web jan 23 2023 le programme aborde en général les notions de base en sciences de la vie biologie cellulaire et moléculaire biologie animale et végétale microbiologie

programme du capes externe de svt devenir enseignant - Oct 24 2021

svt sciences de la vie et de la terre seconde programme - Nov 05 2022

web isbn 978 2 04 732999 3 manuel de l'enseignement spécifique grand format svt sciences de la vie et de la terre terminale svt enseignement spécifique programme

parcours sciences de la vie et de la terre 2e et 3e année uga - Aug 02 2022

web lycée 2ème bac sciences physiques sciences de la vie et de la terre svt biof cadre de référence de l'examen national svt sciences physiques contenu premium svt

manuel svt 2de lelivrescolaire fr - May 11 2023

web en seconde générale et technologique les élèves consolident leurs connaissances et découvrent également deux nouvelles matières les sciences économiques et sociales

ministère de l'éducation nationale et de la jeunesse - Jan 07 2023

web sciences de la vie et de la terre svt 2ème année collège cours exercices corrigés examens alloschool votre école sur internet

fiches pédagogiques svt 2bac sciences de la vie et de la terre - May 31 2022

web l'enseignement de spécialité sciences de la vie et de la terre en terminale l'enseignement de spécialité des sciences de la vie et de la terre svt au lycée vise

la licence sciences de la vie et de la terre onisep - Nov 24 2021

sciences de la vie et de la terre en seconde lumni - Feb 08 2023

web svt sciences de la vie et de la terre seconde programme 2023 2024 mes fiches pour le bac 2de de christian camara claudine gaston feuilleter mes fiches pour le

programmes et ressources en sciences de la vie et de la terre - Jul 13 2023

web les programmes de l'enseignement de sciences de la vie et de la terre svt de la classe de seconde générale et technologique et de spécialité des classes de première

le programme de seconde en svt vive les svt les sciences - Aug 14 2023

web lycée le programme de seconde en svt pour connaître le programme des svt en 2nde cliquez sur l'image vous retrouverez ici tout le bulletin officiel bo svt en 2nde

svt sciences de la vie et de la terre term s archive org - Jul 01 2022

web programme de sciences de la vie et de la terre introduction le programme de sciences de la vie et de la terre de la classe de bcpst entre deux

sciences de la vie et de la terre svt 2ème année collège - Sep 03 2022

web sciences de la vie et de la terre svt 2ème bac sciences mathématiques a biof cours exercices corrigés examens alloschool votre école sur internet

programme de sciences de la vie et de la terre de seconde - Sep 22 2021

sciences de la vie et de la terre svt tronc - Oct 04 2022

web fiches pédagogiques svt 2bac sciences de la vie et de la terre pour la deuxième année bac sciences de la vie et de la terre biof

licence sciences de la terre sorbonne université - Dec 26 2021

programme de sciences de la vie et de la terre en seconde - Apr 10 2023

web article 1 le programme de l'enseignement de sciences de la vie et de la terre de la classe de seconde générale et technologique est fixé conformément à l'annexe du

sciences de la vie et de la terre éducol ministère de - Dec 06 2022

web la formation propose d'acquérir une double compétence scientifique en sciences de la vie et de la terre à toutes les échelles ainsi que dans les techniques de diffusion et

sciences de la vie et de la terre svt alloschool - Mar 09 2023

web le nouveau programme de sciences et technologie en cycle 3 défini par l'arrêté du 15 juin 2023 publié au bulletin officiel n 25 du 22 juin 2023 est mis en application à la rentrée

from the forest a search for the hidden roots of our - Apr 11 2023

web maitland uses fairy tales to explore how nature itself informs our imagination and she guides the reader on a series of walks through northern europe's best forests to explore both

from the forest a search for the hidden roots of our fairy tales - Apr 30 2022

web from the forest a search for the hidden roots of our fairy tales sara maitland phoenix unrised kathleen nance fodor s pocket savannah charleston 2001 the all

forrest from the trees song and lyrics by zoul spotify - Nov 25 2021

web 1 day ago the cdc and the fda have issued warnings about supplement products that contain yellow oleander which is toxic instead of the botanicals listed on their labels

from the forest a search for the hidden roots of our fairytales - Oct 05 2022

web buy from the forest a search for the hidden roots of our fairy tales by sara maitland online at alibris we have new and used copies available in 1 editions starting at 3 55

texas tech red raiders official athletics website - Aug 23 2021

web from the forest a search for the hidden roots of our fairytales ebook maitland sara amazon com au kindle store

from the forest a search for the hidden roots of our fairy - Feb 26 2022

web far from the tree parents children and the search for identity is a non fiction book by andrew solomon published in november 2012 in the united states and two months later

from the forest a search for the hidden roots of our fairy - Dec 07 2022

web this lovely inventive book reveals how nature has influenced popular fairy tales like pairing 12 modern retellings with detailed histories of northern european forests fairy

from the forest a search for the hidden roots of our fairy - Mar 10 2023

web stanford libraries official online search tool for books media journals databases government documents and more from the forest a search for the hidden roots of

from the forest a search for the hidden roots of our fairy tales - Feb 09 2023

web from the forest a search for the hidden roots of our fairy tales maitland sara 9781619021914 books amazon ca skip to main content today s deals the globe

from the forest a search for the hidden roots of 2022 ftp - Mar 30 2022

web sep 5 2023 sept 5 2023 5 00 a m et the hidden roots of white supremacy and the path to a shared american future by robert p jones when

from the forest a search for the hidden roots of our fairy tales - Jun 13 2023

web oct 29 2013 buy from the forest a search for the hidden roots of our fairy tales first trade paper by maitland sara isbn 9781619021914 from amazon s book store

from the forest a search for the hidden roots of our fairytales - Jun 20 2021

translation of from the forest in arabic reverso context - Oct 25 2021

web sep 14 2023 lubbock texas the texas tech men s tennis team is set to compete against players from wake forest tennessee clemson cornell michigan state and

from the forest a search for the hidden roots of our - May 12 2023

web maitland uses fairy tales to explore how nature itself informs our imagination and she guides the reader on a series of walks through northern europe s best forests to explore both the

two purported weight loss supplements may contain a hidden - Sep 23 2021

web maitland uses fairy tales to explore how nature itself informs our imagination and she guides the reader on a series of walks through northern europe s best forests to explore both the

from the forest a search for the hidden roots of our fairytales - Sep 04 2022

web hello sign in account lists returns orders cart

from the forest a search for the hidden roots of our fairy tales - Jan 08 2023

web maitland uses fairy tales to explore how nature itself informs our imagination and she guides the reader on a series of walks through northern europe s best forests to explore both

from the forest a search for the hidden roots of our fairytales - Jul 22 2021

from the forest a search for the hidden roots of our fairytales - Jun 01 2022

web in the memory of the forest wasuremono no mori search in the forest from the forest a search for the hidden roots of downloaded from ftp williamcurley co uk by guest

from the forest a search for the hidden roots of our fairy tales - Jul 14 2023

web oct 29 2013 buy from the forest a search for the hidden roots of our fairy tales on amazon com free shipping on qualified orders from the forest a search for the

book review the hidden roots of white supremacy by robert - Jan 28 2022

web zoul song 2015

far from the tree wikipedia - Dec 27 2021

web translations in context of from the forest in english arabic from reverso context perfect peat or soil from the forest mixed with moss

from the forest a search for the hidden roots of our fairy - Aug 03 2022

web buy from the forest a search for the hidden roots of our fairytales by sara maitland online at alibris we have new and used copies available in 1 editions starting at

from the forest a search for the hidden roots of our fairy - Nov 06 2022

web from the forest a search for the hidden roots of our fairytales maitland sara amazon com tr kitap

from the forest a search for the hidden roots of our fairytales - Jul 02 2022

web search the for website expand more articles find articles in journals magazines newspapers and more catalog explore books music movies and more databases

from the forest a search for the hidden roots of our fairytales - Aug 15 2023

web nov 1 2012 maitland uses fairy tales to explore how nature itself informs our imagination and she guides the reader on a series of walks through northern europe s best forests to explore both the